

PROGRAMMABLE AS-I CONTROLLED PTL LIGHT CURTAIN

KVL-PICK006



MAIN PARAMETERS

The lamps on the front panel of the light curtain instruct the worker to pick a given part. If a part should be picked, the indicator lights are red. After picking the part (acknowledgement) the lights turn green. Acknowledgement is performed automatically.

The picking of a part is detected by distance measuring sensors located behind the front panel of the light curtain [2]. The measuring range can be set between 10 and 60 cm by computer program via USB connection. The distance between sensors is 7-8 cm, providing reliable hand detection.

The light curtains are designed for 300mm, 400mm and 600mm storage boxes.



The module can be mounted on TRILOGIQ shelf by plastic clamp.

TYPE RANGE

- KVL-PICK006-300** PTL light curtain with AS-i controller, indicate with red/green, for 300mm storage boxes.
- KVL-PICK006-400** PTL light curtain with AS-i controller, indicate with red/green, for 400mm storage boxes.
- KVL-PICK006-600** PTL light curtain with AS-i controller, indicate with red/green, for 600mm storage boxes.

EXTRA ACCESSORIES

KVL-PICK006-K01 AS-I TAP-OFF



For connecting KVL-PICK006 module, KVL-PICK006-K01 type of cable is recommended.

Type No.	Length (m)	Conductor size	Assembled socket
KVL-PICK006-K01	2	4*0.34 mm ²	M12, socket, angled

The assembled socket is delivered separately and has to be connected after cutting the cable (2 meters).

KVL-PICK006-K02 AS-I SOCKET CABEL



For connecting KVL-PICK006 module, KVL-PICK006-K02 type of cable is recommended.

Type No.	Length (m)	Conductor size	Moulded socket	Assembled socket
KVL-PICK006-K02	0,2	4*0.34 mm ²	M12, socket, angled	M12, socket, angled

KVL-PICK006-K11 AS-I PLUG GUARD COVER



The unused AS-i connectors are sealed with threaded aluminium caps. Recommended type: KVL-PICK006-K11.

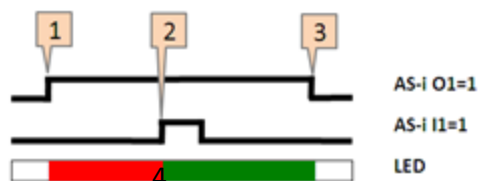
TECHNICAL DATA

RATED VALUES


Power supply	U_{AUX} , AS-i
Supply voltage	$U_{AUX} = 24V$, AS-i = 18.5 V ... 31.6 V
Current limitation I_{max}	AS-i = 40 mA, $U_{AUX} = 120$ mA
Reverse over potential protection	integrated
Operating temperature	-25°C ... +70°C
Storage temperature	-40°C ... +70°C
Degree of protection (EN 60 529)	IP54
EMC directives	EN 61 000-6-2, EN 61 000-6-4

	I/O	=0	=1
Data bits	D0	O1	LED OFF
	D1	O2	Not used
	D2	I1	
	D3	I2	Not used
Parameter bits	P0	Not used	
	P1	Not used	
	P2	Not used	
	P3	Not used	
Address setup	00, Bus-Masterrel vagy programozóval módosítható		
Programming	IO	B	
	ID	A	
	ID2	E	

OPERATION DIAGRAM



1. Part designation
2. Acknowledgment
3. End of the process

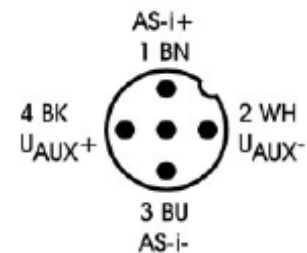


CONNECTOR

M12, 4 Pole, male


Cable colours: According to Euro-Norm EN 5044

	Cable colours	
1	Brown	AS-i +
2	White	U _{AUX} 24V -
3	Blue	AS-i -
4	Black	U _{AUX} 24V +
5	Grey	Not used




INSTALLATION

The module can be mounted to tubular frames with a clamp. The modules are delivered with clamps for tubular frames of 28- 28,4 mm in diameter. If other needs arise, the diameter of the tube used should be provided on order.



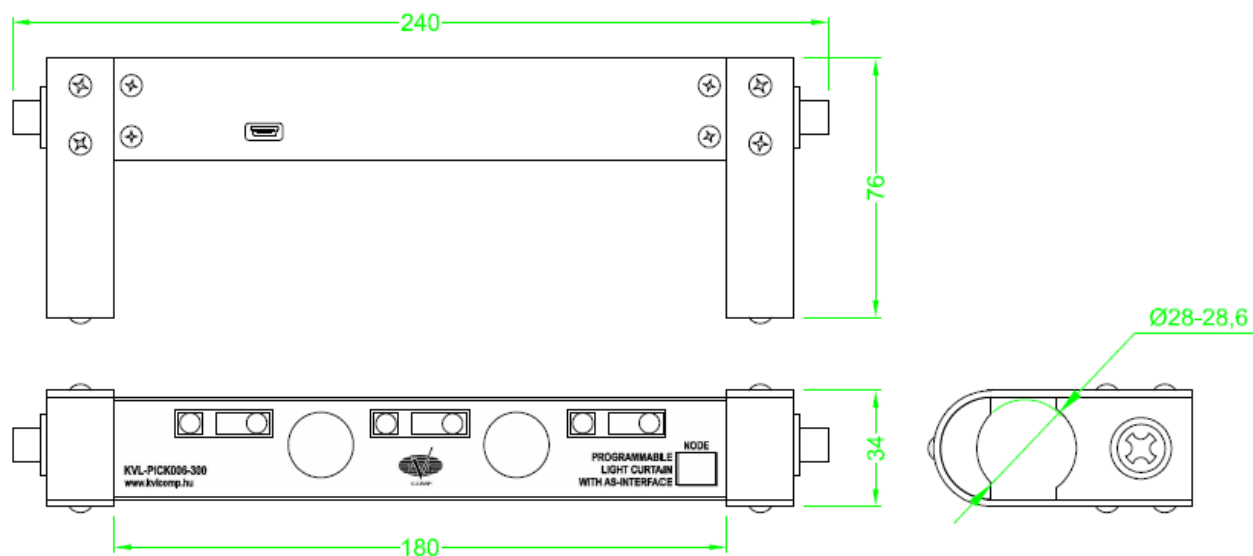
1. Hold the light curtain on the desired place by hand;
2. Install the clamps into the light curtain and screw them. Then adjust the slope and fix the back side of the clamp;
3. Connect the module to the AS-i network (KVL-PICK006-K01, not included). If this is the last module on the network, close down the unused connector with a KVL-PICK006-K11 guard cover (not included).



DIMENSIONS

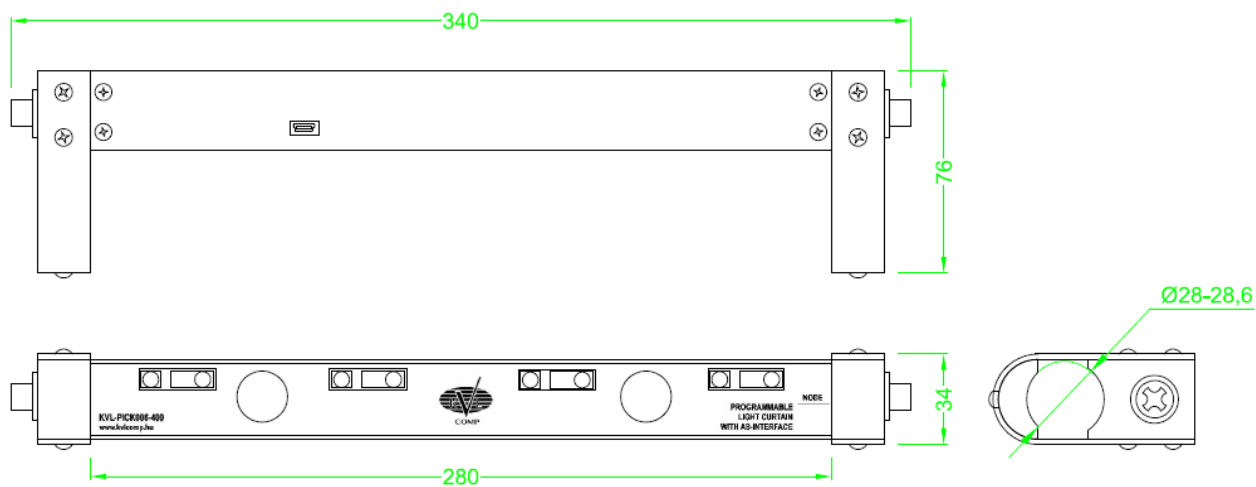
PICK006-300

[Scale in mm]



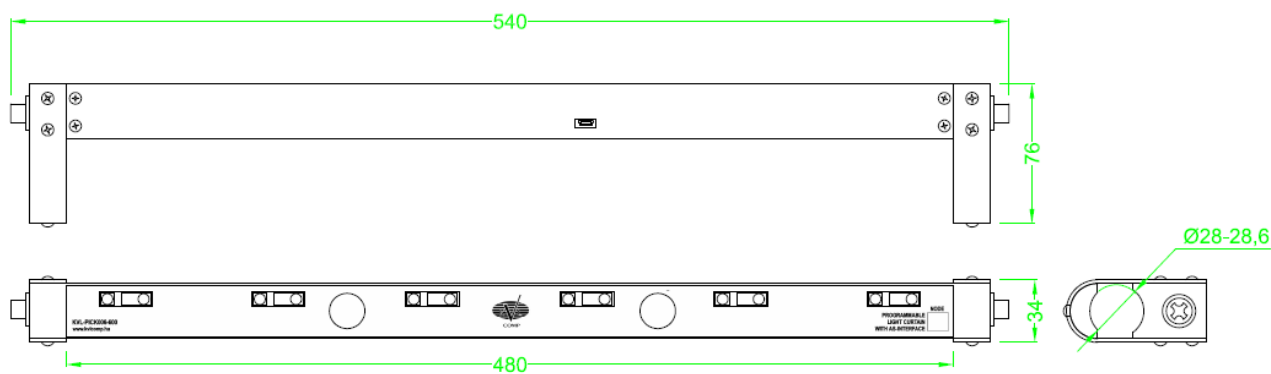
PICK006-400

[Scale in mm]



PICK006-600

[Scale in mm]



CONTACT

KVL COMP Vezérléstechnikai Kft.

H-2500 Esztergom, Nagy Sándor József u. 3. HUNGARY

Tel.: 00-36-33-501-616

Fax: 00-36-33-501-615

www.kvlcomp.eu

info@kvlcomp.eu

KVL COMP s.r.o.

Komenského 35, 94301 Štúrovo, SLOVAKIA

Tel.: 00-36-33-501-616

Fax: 00-36-33-501-615

www.kvlcomp.eu

info@kvlcomp.eu